



Health and Safety – Emergency Procedures




Click here to get in to Emergency Procedures

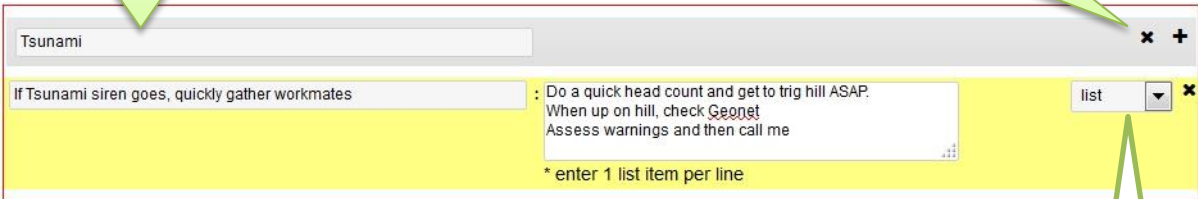
The initial view here could vary but essentially each licence will have the box below and/ or this button 



By clicking on the  above the form lines below will appear.

The Type of Emergency will be entered in this box.

Delete the entire procedure by clicking on the 




The different procedures can't be ordered and do not order themselves so put a little thought into the layout you may

require and create your emergency procedure list with this in mind, create the procedure you want at the top of your list first and so on.

Below is an example of how the Emergency Procedures may look.

Any of the Emergency Procedures can be edited by clicking here and making the necessary changes before clicking on Save.

Emergency Procedure for Equinox Farms	
	
Emergency Contacts	
Nearest City/Town : Balclutha	
Location of nearest phones on the farm : Dairy shed and in Managers kitchen	
Where is the medical centre : Balclutha	
Doctor contact details : Jimmy Ellis Mob:021 669988	
First aiders name : Harry is a registered nurse	
Spills	
If spill occurs- where are the data sheets located :	
List all spill kit contents :	
<ol style="list-style-type: none"> 1. Plasters 2. Breathing masks 3. Mop 4. HCL acid 5. Sponges 6. Plastic bags 	
Location of all spill kits : Dairy Shed next to first aid kit Chemical lockup	
List all spill instructions to staff :	
<ol style="list-style-type: none"> 1. Grab orange cones, call a manger 	
First Aid	
Where are the first aid kits located? :	
First aiders name :	
Date first aider trained :	

Emergency Procedures can be easily edited by clicking on the Edit function at the top of the page.