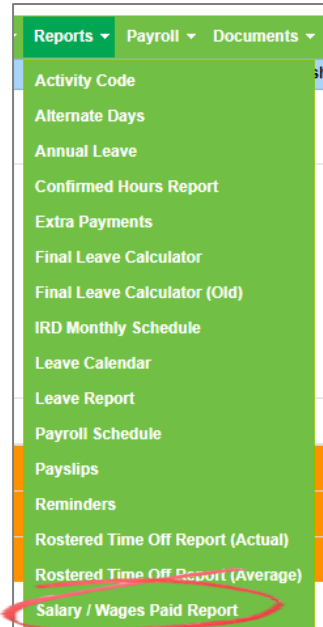


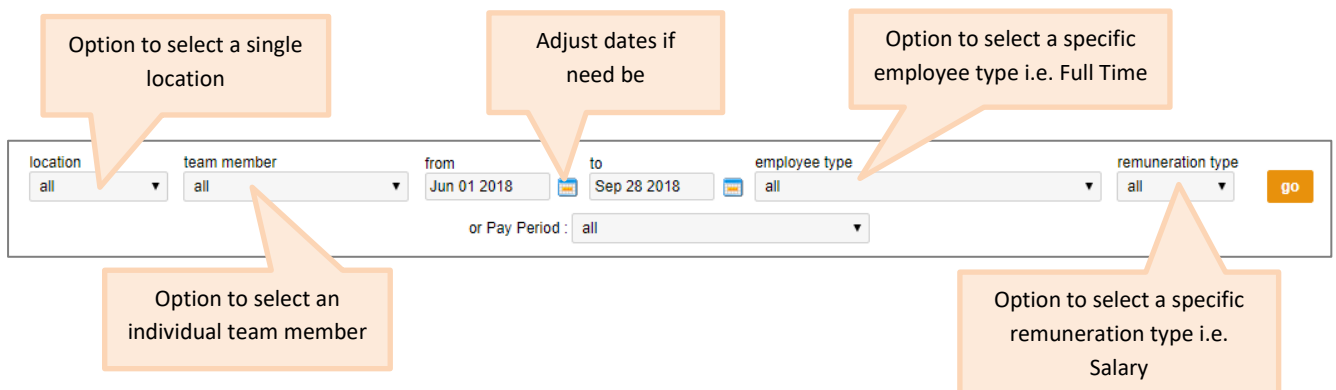
## SALARY AND WAGES ADJUSTMENTS

There are some cases where salaried and waged employees will need to have their pay adjusted. The adjustments automatically calculated in AgriSmart are displayed in the Salary/Wages Paid Report. The Salary/Wages Paid Report displays every pay period for each member of the team and how much to pay them (Gross):

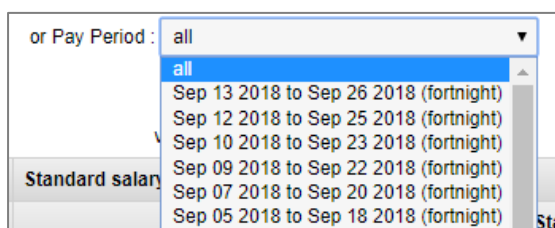
Hover on Reports and click on Salary/Wages Paid Report:



You can use the report filters to refine the pay periods as shown below:



Or select a Pay Period:



Using one of the team, Neil Silver, as an example:

location: all | team member: Neil Silver | from: Jun 01 2018 | to: Oct 02 2018 | employee type: all | remuneration type: all | go

Pay Period: all

The date range has been updated to the season to date

The Salary/Wages Paid Report is broken down into three sections as follows:

**Section 1**

Payslip	From	To	Amount paid	Standard salary
+	Sep 07 2018	Sep 20 2018	2,359.50	2,123.08
✓	Aug 24 2018	Sep 06 2018	2,123.08	2,123.08
✓	Aug 10 2018	Aug 23 2018	2,123.08	2,123.08
✓	Jul 27 2018	Aug 09 2018	2,123.08	2,123.08
✓	Jul 13 2018	Jul 26 2018	2,123.08	2,123.08
✓	Jun 29 2018	Jul 12 2018	2,185.00	2,123.08
✓	Jun 15 2018	Jun 28 2018	2,117.33	2,123.08
✓	Jun 01 2018	Jun 14 2018	1,658.63	2,123.08
<b>Total :</b>			<b>16,812.78</b>	<b>16,984.64</b>

If you have the Payroll module, the payslips can be created and viewed here

Standard Salary for each pay period

All pay periods for the season to date

Actual Amount to be paid each pay period

**NB: The Standard Salary totals \$16,984.64 (Gross) but the Actual Amount Paid totals \$16,812.78 (Gross). The difference is made up of the values in the next two sections of the report**

**Section 2:**

The actual salary paid for a pay period differs from the standard salary amount due to the following adjustments:

Minimum wage top-up	Adjustments		
	Annual leave	Statutory holiday worked	Unpaid leave
236.42	0.00	0.00	0.00
0.00	0.00	0.00	0.00
0.00	0.00	0.00	0.00
0.00	0.00	0.00	0.00
0.00	0.00	0.00	0.00
0.00	0.00	61.92	0.00
0.00	-5.75	0.00	0.00
0.00	0.00	0.00	-464.45
0.00	-5.75	61.92	-464.45

If a Minimum Wage top-up is needed as per Employment Law requirements, it will appear here

If a Statutory Holiday adjustment is needed as per Employment Law requirements, it will appear here








If an Annual Leave adjustment is needed as per Employment Law requirements, it will appear here

Unpaid Leave reduces the salary for the pay period

**Section 3:**

Paid by ACC is unpaid time

1<sup>st</sup> weeks ACC is paid by the Employer. This will show as 80% of their usual rate of pay

No. of days paid	Average daily pay	Paid by ACC	1st week ACC	Extra payments	
12.467	189.2596	0.00	0.00	+	0.00 
12.467	170.2960	0.00	0.00	+	0.00 
12.467	170.2960	0.00	0.00	+	0.00 
12.467	170.2960	0.00	0.00	+	0.00 
12.467	170.2960	0.00	0.00	+	0.00 
12.467	175.2630	0.00	0.00	+	0.00 
12.467	169.8348	0.00	0.00	+	0.00 
12.467	133.0413	0.00	0.00	+	0.00 
99.736	168.5728	0.00	0.00		0.00

Number of days paid in each pay period

Average daily pay for each pay period

Extra Payments can be created and viewed here